

LEVEL SWITCH

SIDE MOUNTED

Effex
INDUSTRIALSOLUTIONS


MODEL CODE : ELA

SPECIAL FEATURES

- RUGGED CONSTRUCTION
- LOW COST
- EASY INSTALLATION
- EASY REPLACEMENT OF ELECTRICAL ASSEMBLY

APPLICATIONS

- CHEMICAL PROCESSING EQUIPMENT
- ALARMS FOR HYDRO-PNEUMATIC TANKS
- SHIP BUILDING INDUSTRY
- SEWAGE & WATER TREATMENT PLANT
- FOOD, PHARMACEUTICALS, CHEMICAL & POWER PLANTS



SPECIFICATIONS

STANDARD VERSION :

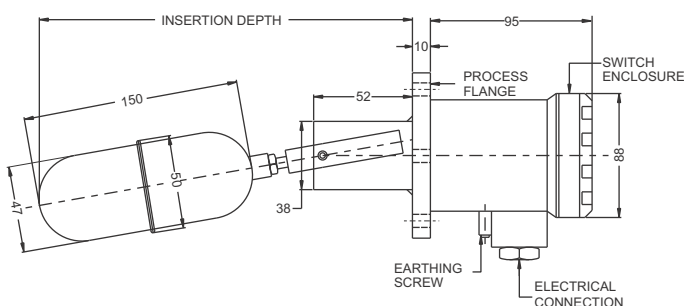
Housing material	: Die Cast Aluminum
Ingress Protection	: IP 65
Process Connection	: 92 mm PCD Square Flange
Material of Wetted parts	: AISI 316 SS
Float Diameter	: 47 mm (50 mm at welded seam)
Insertion Depth	: 215 mm (Standard)

Cable Entry	: 1/2" NPT (F)
Switch Differential	: 3 to 25 mm
Switch Type	: SPDT Micro Switch
Switch Rating	: 5 A / 250 VAC

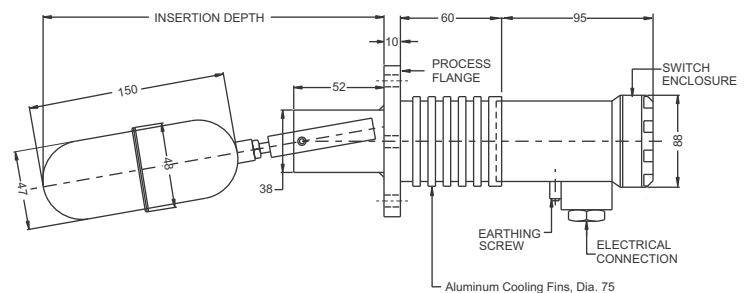
Minimum Specific Gravity	: 0.75
Maximum Operating Temperature	: -10°C to + 180°C
Maximum Operating Pressure	: 18 kg/cm ²

DIMENSIONS - STANDARD VERSION

TYPE - A: GENERAL PURPOSE



TYPE - H: HIGH TEMPERATURE (UP TO 350°C)



Notes : • Drawings are not to scale. • All Dimensions are in mm

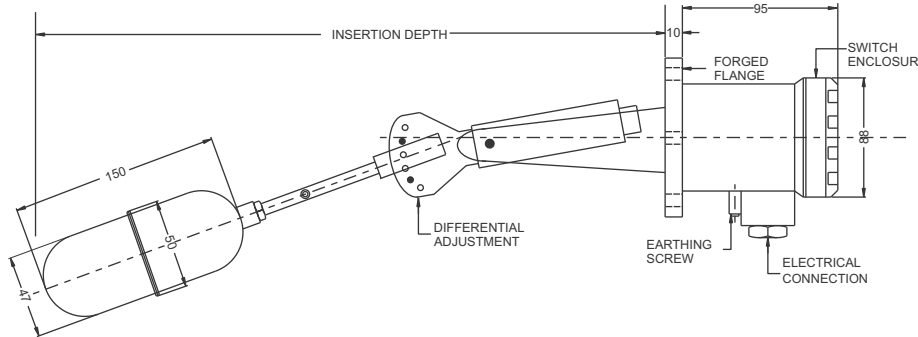
**LEVEL
SWITCHES**

LEVEL SWITCH

SIDE MOUNTED

MODEL CODE : ELA

TYPE - Z : ADJUSTABLE DIFFERENTIAL



HOW TO ORDER

BASIC MODEL

TYPE

- A** GENERAL PURPOSE (Standard)
- T** HIGH TEMPERATURE (UP TO 350°C) (With Aluminum Cooling Fin)
- Z** ADJUSTABLE DIFFERENTIAL (With Process Connection Option **D03**)

INSERTION DEPTH

- Min. 215 mm to 300 mm for Type **A**
- Min. 215 mm to 300 mm for Type **T**
- Min. 305 mm to 375 mm for Type **Z**
- Please specify Insertion length in mm.
- (Example : Write **215 A** For length **215 mm** & Type **A**)

HOUSING MATERIAL

- D** DIE CAST ALUMINUM (Standard)
- Y** AISI 316 SS

SWITCH OUTPUT

- 1** 1 SPDT (Standard)
- 2** 2 SPDT / 1 DPDT

PROCESS CONNECTION (*Float Diameter will be 25 mm, Seam diameter 28 mm)

		Flanged (As per ANSI B 16.5)	
D01 92 mm PCD SQUARE FLANGE (Standard)	6NM 1" NPT (M)*	B39 2" 150# RF	B40 2" 300# RF
D02 92 mm PCD ROUND FLANGE	7NM 1 1/2" NPT (M)*	B45 2 1/2" 150# RF	B46 2 1/2" 300# RF
D03 92 mm PCD FORGED SQUARE FLANGE	8NM 2" NPT (M)*	B51 3" 150# RF	B52 3" 300# RF
	6BM 1" BSP (M)*	C33 4" 150# RF	C34 4" 300# RF
	7BM 1 1/2" BSP (M)*		
	8BM 2" BSP (M)*		

OPTIONS (* For flange size above 3")

FOR NON STANDARD PRODUCTS/OPTIONAL ITEMS, PLEASE CONTACT FACTORY FOR DELIVERY AND MINIMUM QUANTITY OF ORDER.

- PC** PTFE COATING (UP TO 150 °C) (For Flange connection type only)
- MF** MATCHING FLANGE
- CG** 64 mm OD FLOAT OF AISI 316 SS*
- SX** SS TAG PLATE
- GB** HOUSING - SUITABLE FOR GAS GROUP II A / II B
- GC** HOUSING - SUITABLE FOR GAS GROUP II C
- GH** MATERIAL TEST CERTIFICATES**

** MATERIAL TEST CERTIFICATES WILL BE PROVIDED FOR WETTED PARTS ONLY WITH CHEMICAL COMPOSITION TESTING. FOR OTHERS, PLEASE CONSULT FACTORY.

Ordering Example: ELA - A - 215A - D - 1 - B39 - GB

Note : Specifications and dimensions given in this product catalogue represents the state of engineering at the time of printing.
Modifications may take place and materials specified may be replaced by others without prior notice.

Example

ELA

A

215A

D

1

B39

GB